



econ unit+ V2 – Data logger of the latest generation

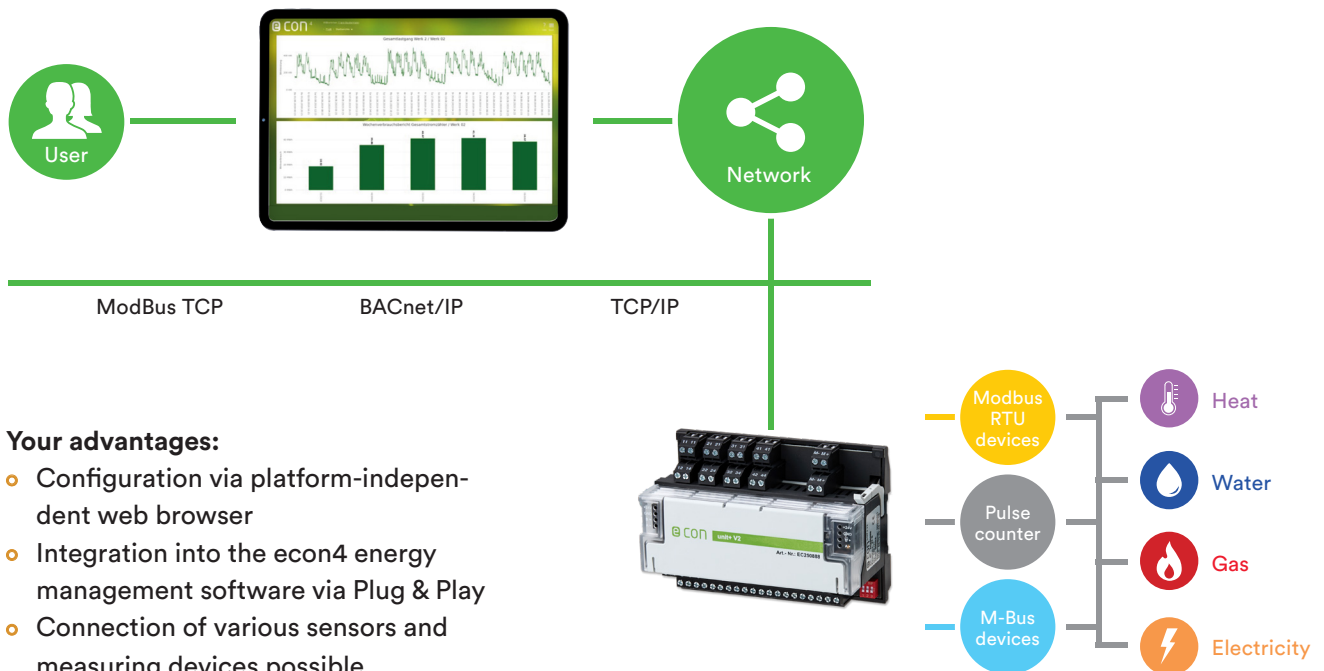
The econ unit+ V2 is a powerful data logger for recording energy and consumption. The recorded data is processed in the econ4 energy management software.

Just like our hardware components, our data logger also operates plug & play. This means that it integrates directly into your existing infrastructure. Nevertheless, the system remains scalable and is easy to expand.

A product for:

- Any situation where measured values need to be recorded and stored temporarily
- The reading of measurement data, whether it is analog (e. g. temperatures), digital (e. g. pulses) or of different meters via interfaces (e. g. M-Bus, Modbus, BACnet)
- The use in buildings, on machines and systems for industry and commerce, hospitals, hotels, retirement homes and many more

Multi-talent for energy and consumption recording



Your advantages:







- Configuration via platform-independent web browser
- Integration into the econ4 energy management software via Plug & Play
- Connection of various sensors and measuring devices possible
- Several interfaces to choose from (M-Bus / BACnet / Modbus)
- Simple graphical programming of control tasks via Node-RED

Technical information

- Two Ethernet ports with daisy chain function for linking additional devices, e.g. econ sens3
- An M-Bus and Modbus RTU interface allows the reading of different meters, e.g. electricity, water, gas and heat (up to 80 M-Bus loads / up to 32 Modbus RTU participants)
- Can be integrated into a BACnet/IP or Modbus TCP network (Modbus server)
- Connection of expansion modules (simple, quick wiring with jumper plug)
- Measured values can be sent (push) from the database via e-mail (SSL) and FTP (SFTP) or read out (pull) via FTP (SFTP) either alternatively or in parallel
- Digital inputs (8x inputs for recording and counting binary states up to 24 V DC, including 4x contact inputs for potential-free switches, also suitable for counting S0 pulses)
- Digital outputs (4x transistor outputs with current limitation)
- Relay outputs (4x changeover contacts)
- Analog inputs (3x configurable for resistance, voltage and current measurement) and
- Analog outputs (3x)
- Operating voltage 24 V DC +/- 10 % (external power supply required)

econ unit+ V2

Versions, extension modules and accessories

Product	Description	Item no.
	econ unit+ V2 <ul style="list-style-type: none"> With M-Bus/BACnet/Modbus interfaces 	EC250888
	Power supply unit for powering the unit+ V2 <ul style="list-style-type: none"> Regulated direct voltage of 24 V DC/16 W Can be connected via jumper plugs 	EC229025
	IR readout adapter with M-Bus connection <ul style="list-style-type: none"> For the reading of electricity and gas meters via the optical interface 	EC251025
	IR readout adapter with Modbus-RTU connection <ul style="list-style-type: none"> For the reading of electricity and gas meters via the optical interface 	EC251180
	Extension module 4x analog to Modbus RTU <ul style="list-style-type: none"> With 4 analog inputs Can be connected via jumper plugs 	EC251098
	Extension module 4x S0 to Modbus RTU <ul style="list-style-type: none"> With 4 S0 inputs Can be connected via jumper plugs 	EC251063
	Extension module S0/M-Bus Converter <ul style="list-style-type: none"> With 4 channels for pulse detection 	EC231817